



## EJE 1: NOS CONOCEMOS | LET'S GET TO KNOW EACH OTHER


# All About My School



**INGLÉS PARA EDUCACIÓN PRIMARIA**  
**JORNADA EXTENDIDA / 3.º GRADO**

**Palabras clave:**

**Parts of the school / Prepositions / Reading / Writing /  
Speaking / Listening comprehension**



**RUNNING!**

WHERE IS MY SCHOOLBAG?

EJE 1: NOS CONOCEMOS | WORKSHEET 3 | TERCER GRADO  
All About My School

ACTIVITY 1



READ AND CIRCLE THE OBJECTS IN THE PICTURE.



ruler

telephone

schoolbag

folder


pencil case

scissors



COMPLETE THE ANAGRAM.

s \_ \_  
h \_ \_ \_  
c \_ \_ \_ \_  
o \_ \_ \_ \_  
o \_ \_ \_ \_  
l \_ \_ \_ \_



## ACTIVITY 2

### Where is Noa?



LISTEN TO NOA  
AND ANSWER.



<http://bit.ly/3F1SFcQ>

① Where is Noa?  
She is in the \_\_\_\_\_.

② Where is Noa?  
She is in the \_\_\_\_\_.

③ Where is Noa?  
She is \_\_\_\_\_.

④ Where is Noa?  
She is \_\_\_\_\_.

⑤ Where is Noa?  
\_\_\_\_\_.



WATCH THE VIDEO AND TICK.



(CLIC SOBRE LA IMAGEN PARA VER EL VIDEO)  
<http://bit.ly/3F8qUzu>

- CLASSROOM
- MUSIC ROOM
- ART ROOM
- CANTEEN
- DINING HALL
- PLAYGROUND
- TEACHER'S ROOM
- COMPUTER ROOM
- LIBRARY

**C** NOW TICK THE PLACES YOU HAVE IN YOUR SCHOOL.



- CLASSROOM \_\_\_\_\_
- MUSIC ROOM \_\_\_\_\_
- ART ROOM \_\_\_\_\_

- CANTEEN \_\_\_\_\_
- DINING HALL \_\_\_\_\_
- PLAYGROUND \_\_\_\_\_
- TEACHER'S ROOM \_\_\_\_\_
- COMPUTER ROOM \_\_\_\_\_
- LIBRARY \_\_\_\_\_

**ACTIVITY 3**

**Where is it? In, On or Under?**

**A** READ AND MATCH.

<p>Where is my schoolbag?</p>  <p>It's <b>under</b> the table</p>	<p>Where is Mr. Alex?</p>  <p>He's <b>in</b> the library</p>	<p>Where is my folder?</p>  <p>It's <b>on</b> the chair</p>
--	---	--



- IN
- ON
- UNDER



COMPLETE THE ANSWERS.



Where is your English book?

It's in my schoolbag.



## ACTIVITY 4

### Memory game



LOOK AT THE PICTURES AND ANSWER.

- Where is the red book?  
It's \_\_\_\_\_ the schoolbag.
- Where is the green book?  
The green book is \_\_\_\_\_ the desk.
- Where is the dog?  
It's \_\_\_\_\_ the table.
- Where is Mr Alex?  
He is \_\_\_\_\_
- Where are the scissors?  
They are \_\_\_\_\_
- Where is the blue schoolbag?  
It is \_\_\_\_\_
- Where is the pencil case?  
It is \_\_\_\_\_



READ AND ANSWER.



## ACTIVITY 5

## Classroom language: instructions

**A** LISTEN AND ORDER THE PICTURES.



CLOSE THE WINDOW



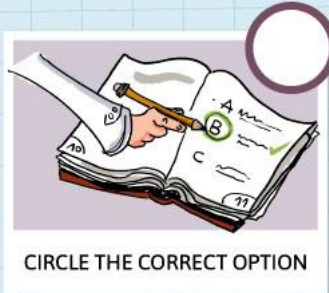
OPEN THE DOOR




CLOSE THE DOOR

CLIC AQUÍ PARA ESCUCHAR EL AUDIO


<https://bit.ly/3HzGqav>



CIRCLE THE CORRECT OPTION



OPEN YOUR BOOK



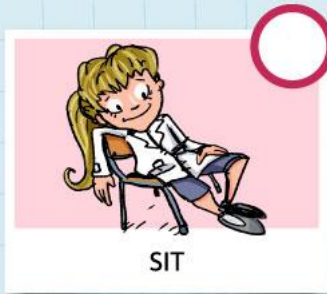
CLOSE YOUR BOOK



READ THE TEXT



GO TO THE TOILET



SIT



OPEN YOUR FOLDER

**B** WORK IN GROUPS AND MAKE YOUR OWN POSTER.



English in my classroom  
Instructions:

- Look at your picture.
- Cut the letters and build the correct instruction.
- Paint your poster and hang it on the wall.



SEE YOU SOON!



:: Equipo de trabajo ::

**Autoría:** Franco Figueroa

**Acompañamiento disciplinar:** Roberto Bossio

**Didactización:** Elisa Zabala

**Corrección literaria:** Eliana Oviedo Diego

**Diseño:** Eliana Rinaldi

**Ilustración:** Federico Duelli

**Producción audiovisual:** Mariana Schneider

**Voces y actuaciones:** Alejandro Saya y Victoria Di Rienzo

**Coordinación Entre Lenguas:** María José Morchio

**Coordinación Entre Lenguas - Jornada Extendida:** Melania Pereyra

**Coordinación Tu Escuela en Casa:** Flavia Ferro y Fabián Iglesias

**Citación**

Figueroa, F. y equipos de producción del ISEP. (2022). All About My School. 3.º grado. *Tu Escuela en Casa*. Para el Ministerio de Educación de la Provincia de Córdoba.

Este material está bajo una licencia Creative Commons (**CC BY-NC-SA 4.0**)



Los contenidos que se ponen a disposición en este material son creados y curados por el Instituto Superior de Estudios Pedagógicos (ISEP), con el aporte en la producción de los equipos técnicos de las diferentes Direcciones Generales del Ministerio de Educación de la provincia de Córdoba.

Ministerio de  
**EDUCACIÓN**

