

Roadmap 1: Welcome to the English Class!



¡HOLA A TODOS!

Aquí iniciamos un recorrido en el cual aprenderemos a comunicarnos en inglés, a presentarnos, a decir rimas, a cantar canciones y a escuchar cuentos.

INGLÉS PARA EDUCACIÓN PRIMARIA
RURAL / PLURIGRADO

Palabras clave:

Formal and informal greetings /
The numbers / Games / The colours /
Animals / Feeling / Sports / Listening /
speaking / reading / writing



CLIC PARA ESCUCHAR



HELLO & GOODBYE

ORIENTACIONES DOCENTES CLIC [AQUÍ](#)

Hello, children!



Hi,
Mr. Ábalos!

Hello,
Mr. Ábalos!





Good morning. I'm Mr. Ábalos.

Good morning.

What's your name?

I'm Martina.



CLIC PARA ESCUCHAR

Saying Hello

Welcome back to school.
Nice to see you, everyone!

How are you today?

Nice to see you, too.

Fine. Thanks!

Very well. Thank you!



CLIC PARA ESCUCHAR



Activity 1

A Let's paint "Hello"

Paint and make the word "Hello".



B Let's greet our friends

Put the dialogues in order.

Dialogue 1:

- Good morning.
- What's your name?
- Good morning. I'm Mr. Ábalos.
- I'm Martina.


Dialogue 2:

- Fine. Thanks.
- Nice to see you.
- How are you today?
- Nice to see you, too.

Activity 2

Let's sing together

- ❖ Sing along with the music.



Hacer clic sobre la imagen para acceder al video
No disponible sin conexión

It's Time to Say Hello

Hello, nice to see you, everyone

Hello, nice to see you, everyone

Hello to you, hello to you,


hello to you, hello to me

Hello, nice to see you,

everyone



Saying Goodbye

A man with dark curly hair, wearing a white long-sleeved shirt and brown pants, stands on the left side of a yellow path, waving his right hand. Three children are walking away from him on the path. The child on the left is a girl with pigtails, wearing a pink jacket and blue pants. The child in the middle is a girl with black hair, wearing a green shirt and blue pants. The child on the right is a boy with black hair, wearing a purple shirt and blue pants. They are all waving. The background features a green landscape with rolling hills, a wooden fence, a large yellow sun, white clouds, and three birds flying in the sky.

Goodbye, children!
See you tomorrow.

Goodbye, Mr. Ábalos!
Bye-bye, Martina!

Goodbye, Mr. Ábalos!
Bye-bye, Flor!
See you next time!




CLIC PARA ESCUCHAR

Activity 3 Let's sing "Goodbye"

❖ Sing along.



Hacer clic sobre la imagen para acceder al video
No disponible sin conexión



Goodbye, see you next time, everyone
Goodbye, see you next time, everyone
Goodbye to you, goodbye to you,
goodbye to you, goodbye to me
Goodbye, see you next time, everyone



Activity 4

A Let's make masks

Cut out the masks and say goodbye.



CLIC PARA
ESCUCHAR



SEE YOU LATER,
ALLIGATOR!



TAKE CARE,
POLAR BEAR



BYE BYE,
BUTTERFLY



SEE YOU SOON,
RACOON

B Let's greet our friends

Complete the dialogues.

Dialogue 1:

- Goodbye, Mr. Ábalos!
- Bye-_____! Take care, _____ bear!

Dialogue 2:

- See you tomorrow, Mr. Ábalos!
- Bye! See you _____, alligator!


Dialogue 3:

- See you next class, Mr. Ábalos!
- Good-bye! See you soon, _____!

Let's Have a Parade!

Get ready and go on a parade.





Stop 2

ONE, TWO, THREE!
ORIENTACIONES DOCENTES CLIC [AQUÍ](#)

One to Ten



CLIC PARA ESCUCHAR

Count to ten!

- ❖ Now let's watch the video with numbers from 1 to 10.



Hacer clic sobre la imagen para acceder al video
No disponible sin conexión

Say your name and age and
make a sign.

Hello, I'm Juli and I'm six.



I'm Five Years Old

How old are you,
Martina?

0 6
1 7
2 8
3 9
4 10
5

$$2 + 5 = 7$$

$$2 + 6 = 8$$

$$2 + 7 =$$

I'm five. And you, Flor?

I'm ten.



CLIC PARA ESCUCHAR

Activity 1

A Fingers and toes

Draw your hands and count your fingers!

Then, draw your feet and count your toes!



B How old are you?

Ask about a friend's name and age, like this:

Laura: Hello,
I'm Laura.
What's your
name?



Agustín: Hi, I'm Agustín.

Laura: How old are you, Agustín?

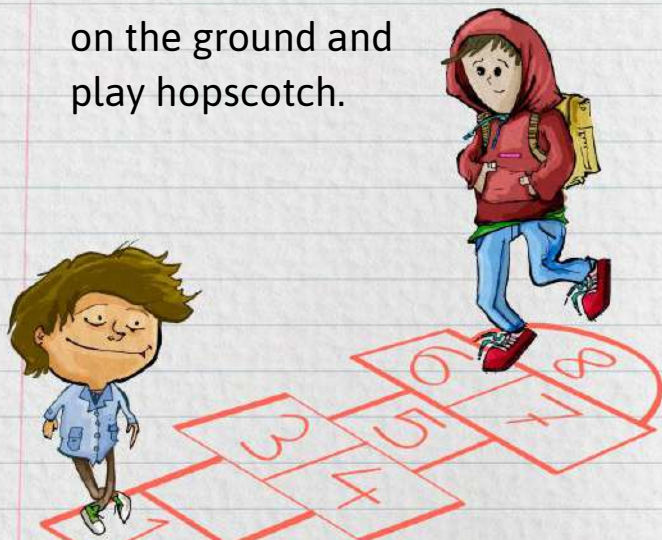
Agustín: I'm ten, and you?

Laura: I'm seven.

Activity 2

A Hopscotch

Draw the numbers on the ground and play hopscotch.



B Bingo!

Play Bingo with cards from 1 to 10.




Let's Sing!

❁ Watch the video.



Hacer clic sobre la imagen para acceder al video
No disponible sin conexión



**Momma called the doctor and the doctor said:
'No more monkeys jumping on the bed!'**

Activity 3

A Singing monkeys

- Form groups of five.
- Jump to the beat of the song.
- Leave the group when you bump your head.

B Counting monkeys

Complete the song with the numbers:

one - two - three - four - five

Little monkeys jumping on the bed



_____ little monkeys jumping on the bed,
_____ fell off and bumped his head.

Momma called the doctor and the doctor
said:

'No more monkeys jumping on the bed!'

_____ .

How many monkeys are left?

Acting Monkeys

Activity A

- Make monkey finger puppets.
- Put on your monkey finger puppets.
- Make them sing and jump along.

Activity B

- Dress up as:
 - mother
 - doctor
 - monkey
- Roleplay the song.





Stop 3

ALL THE COLOURS OF THE RAINBOW

ORIENTACIONES DOCENTES CLIC [AQUÍ](#)

How many colours are in the rainbow?

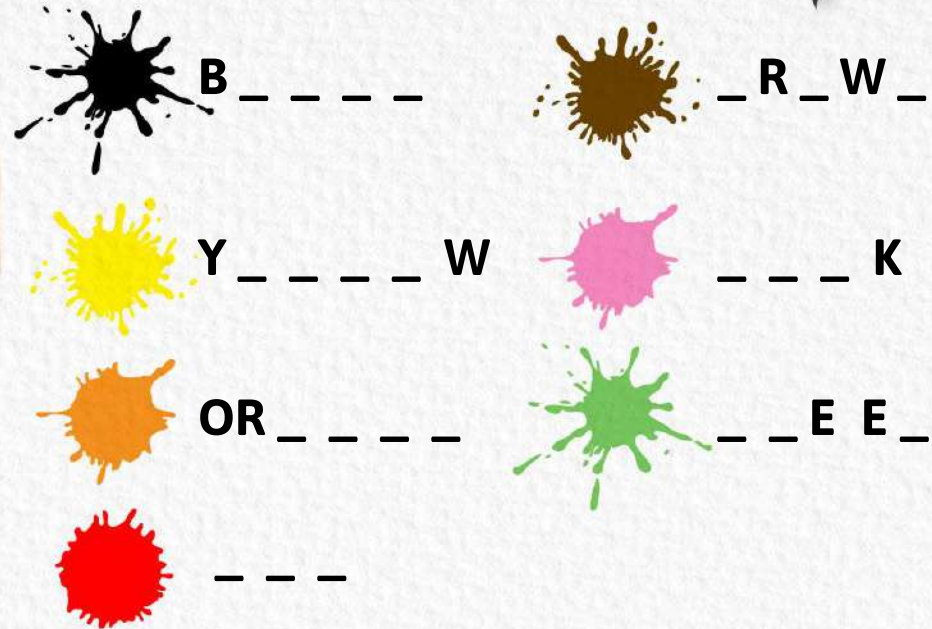
The Colours

❖ Let's colour.



Hacer clic sobre la imagen para acceder al video
No disponible sin conexión

❖ Watch the video and learn the colours.



Missing Colours

❖ Look at the palette.



What colour is this?

It's _____ .

❖ Look at the rainbow.



What colour is missing?

_____ is missing.

Guess the Colour

Activity 1

A Paint the animal masks and say the colours!



WHAT COLOUR IS THE ALLIGATOR?
...



WHAT COLOUR IS THE POLAR BEAR?
...



WHAT COLOUR IS THE BUTTERFLY?
...



WHAT COLOUR IS THE RACCOON?
...

Fuente: [Flaticon](#)

B Complete the questions and answers.



What colour is the ladybug?
It's red and black.



What colour is the _____?
It's _____.



What colour is the _____?
It's _____.



What colour is the _____?
It's _____.

Fuente: [Pexels](#)

My Favourite Colour



CLIC PARA ESCUCHAR

What's your favourite colour, Martina?

Red. What about you? Blue?

Oh, no. I love black. You, Flor?

Hm... I like pink best.

Juanjo, Flor and Martina talk about their favourite colours.


Mixing Colours

Activity 2

Make new colours.



Yellow and blue
makes green.



Red and blue
makes purple.



Red and yellow
makes orange.

Activity 3

Make more colours.




Red and white *makes* pink



Black and white *makes* grey

Making Mud

Activity 4 Mix colours to get mud.



What colour is mud?

Grouping Colours

Activity 5 Place the colours in the right group.

Primary colours

Secondary colours



What colours are primary colours?
What colours are secondary colours?

I Love My White Shoes


This is Pete the Cat



Pete the Cat has
brand-new shoes!



❖ Watch the story about Pete the Cat's brand-new shoes.



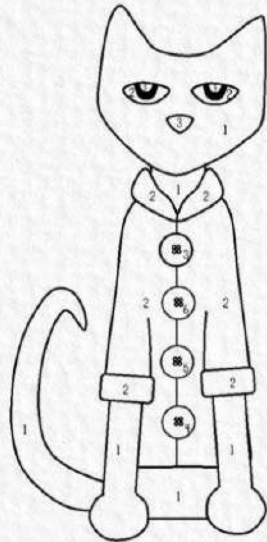
Hacer clic sobre la imagen para acceder al video
No disponible sin conexión

Activity 6

A Colour by numbers

While you listen to the song, colour the cat by the numbers.

- 1) black
- 2) yellow
- 3) white
- 4) red
- 5) green
- 6) blue



B The right colour

Listen to the song again and choose the correct option.

Pete the Cat "I love my White shoes"

Narrator: Pete the Cat was walking down the street in his brand-new white shoes. Pete loved his white shoes so much he sang this song.

Pete the Cat:

- I love my BLUE/ RED/ WHITE/ BROWN shoes.
- I love my BLUE/ RED/ WHITE/ BROWN shoes.
- I love my BLUE/ RED/ WHITE/ BROWN shoes.
- I love my BLUE/ RED/ WHITE/ BROWN shoes.
- I love my BLUE/ RED/ WHITE/ BROWN shoes.

Shoefiti

1) Fill a bowl with a natural dye.



2) Dip your shoes in the bowl. What colours are they now?



3) Hang them on the clothesline.



How many colours are there?

What are they?

How many shoes are there?

How many brown shoes are there?

What's your favourite colour?



CLIC PARA ESCUCHAR



CLIC PARA ESCUCHAR

Stop 4

GREETINGS & FEELINGS

ORIENTACIONES DOCENTES CLIC [AQUÍ](#)



Flor: Hi, Juanjo!

Juanjo: Hello, Flor!

Flor: How are you today?

Juanjo: Not bad. How are you?

Flor: Great!

Have a Good Day!



Good morning!



Good afternoon!



Good evening!



Good night!

How are you today?

Fine, and you?

Great, thanks!



CLIC PARA ESCUCHAR

How are you today?

Just fine, and you?

Not bad, thanks!

How's Life?

- How are you feeling today?
- How are you feeling this morning?
- How are you feeling this afternoon?

- | | |
|--------------------|----------|
| ✓ Tired and hungry | ✓ Happy |
| ✓ Sad | ✓ Grumpy |
| ✓ Bored | ✓ Lucky |



Activity 1

Let's count to 20!

A Watch the video and count along.



Hacer clic sobre la imagen para acceder al video
No disponible sin conexión

Now, let's play Guess the Number.

B

Match the numbers with their names.

ELEVEN

13

17

15

SIXTEEN

SEVENTEEN

18

11

NINETEEN

THIRTEEN

14

16

19

TWELVE

FIFTEEN

12

20

EIGHTEEN

TWENTY

FOURTEEN

You are the Maths teacher. Test your classmates.

$$1 + 3 + 14 =$$

$$6 + 8 =$$

$$7 + 5 =$$

$$2 + 5 + 8 =$$

Lucky Numbers

Juanjo: What's your lucky number, Flor?

Flor: 7, I guess. And yours?

Juanjo: Number 3. And ... what's your unlucky number?

Flor: 13.

Juanjo: Of course!

Flor: Hmm... Let's play Snakes and Ladders!



CLIC PARA ESCUCHAR

Snakes & Ladders

Now Let's Count to...

100	99	98	97	96	95	94	93	92	91
81	82	78	84	85	86	87	88	89	90
80	79	78	77	76	75	74	73	72	71
61	62	63	64	65	66	67	68	69	70
60	59	58	57	56	55	54	53	52	51
41	42	43	44	45	46	47	48	49	50
40	39	38	37	36	35	34	33	32	31
21	22	23	24	25	26	27	28	29	30
20	19	18	17	16	15	14	13	12	11
1	2	3	4	5	6	7	8	9	10



Flor: Let's play Snakes and Ladders Juanjo!

Juanjo: Ok! Throw the dice, Flor. It's your turn!

Flor: Five and six. That's eleven!

Juanjo: Oh, lucky you!



CLIC PARA ESCUCHAR



Unlucky Numbers Around the World

Mr. Ábalos: What number is bad luck in the USA?

Flor: I think it's 13.

Mr. Ábalos: And what number is bad luck in India?

Flor: I don't know!

Mr. Ábalos: Ok. Let's find out!



CLIC PARA ESCUCHAR

My Favourite Sport



- What's your favourite sport?
- I like basketball. And what is yours?
- Football. I love football!

Fuente: [Pixabay](https://pixabay.com)

● basketball ● rugby ● football ● tennis ● cricket ● ice hockey ● ping pong ●



CLIC PARA
ESCUCHAR

Sports Around the World

Mr. Ábalos: What sport is popular in Canada?

Juanjo: I think it's ice hockey.


Mr. Ábalos: And what sport is popular in India?

Juanjo: I don't know.

Mr. Ábalos: Ok. Let's find out!



CLIC PARA ESCUCHAR



Football is popular in Argentina.



My Faves


Let's play charades!

- 1) Take a card from the pile.
- 2) Mimic what is on the card.
- 3) Try to guess.
You have 3 chances.



Dancer!

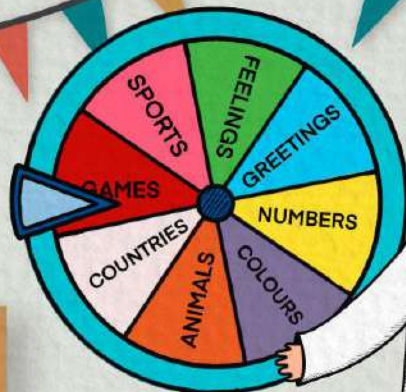

Football!



Stop 5

NOW I KNOW


ORIENTACIONES DOCENTES CLIC [AQUÍ](#)




Greetings

Activity 1

Match the greetings with the responses.

- 
- Hello!
 - Good morning, children!
 - How are you today?
 - Good afternoon, Flor!
 - How are you feeling this morning?
 - Bye bye!

- 
- Good afternoon, Juanjo!
 - Good morning, Mr. Ábalos!
 - Hi!
 - Not bad!
 - Goodbye!
 - I'm fine, thanks!

Feelings

Activity 2



A Match the pictures and the words.

sad

bored

happy

grumpy

tired and hungry

lucky

B You are Teddy Bear.

Look at picture number 1.

How are you feeling today?

I'm hungry and tired.

Numbers

Activity 3

A

Count to 10. Complete with the missing numbers.



What numbers are missing?



B

Order the numbers from 1 to 20.



Write the numbers in full.

7 _____ 11 _____
14 _____ 3 _____

Colours and Numbers

Activity 4

Listen to your teacher and do the activities.

A



1. Look at the photo and say:

- a) How many fingers are there?
- b) How many yellow fingers are there?
- c) How many pink fingers are there?
- d) How many purple fingers are there?

2. Draw your hands and paint what your teacher says:

- a) Three blue fingers
- b) One red finger
- c) Four green fingers
- d) Two orange fingers

Colours and Countries

Activity 4

Look at the flags and guess the country.

B

① _____ ④ _____

② _____ ⑤ _____

③ _____ ⑥ _____

The flag is blue,
red and white.

What country is it?



Sports and Countries

Activity 5

What sport is popular in...?



Sports and Colours

Activity 6

What's your favourite sport, Lionel?



Activity 7

What's your favourite colour?



Games

Activity 8

Find six board games in this word search.

E	T	V	M	O	N	O	P	O	L	Y	N	D	I
C	A	H	J	S	V	N	H	G	S	Z	L	J	D
I	V	W	I	S	H	I	U	E	L	C	W	N	B
I	O	Y	Z	B	R	O	L	S	D	J	E	R	U
B	O	R	E	N	R	W	L	I	K	U	X	T	A
W	D	C	I	N	I	W	V	J	C	V	M	U	S
A	Y	H	T	D	S	C	R	A	B	B	L	E	C
R	J	E	K	X	I	A	P	D	O	S	T	B	A
E	M	S	Y	Q	J	L	U	D	O	V	B	D	G
X	C	S	B	Y	U	O	I	Q	Y	G	H	M	Y
Q	U	A	O	I	U	B	A	A	T	Q	U	T	C
B	A	T	T	L	E	S	H	I	P	S	Z	U	Q
E	T	N	L	P	J	H	F	I	Q	X	R	T	R
Z	M	B	I	S	D	R	A	U	G	H	T	S	H



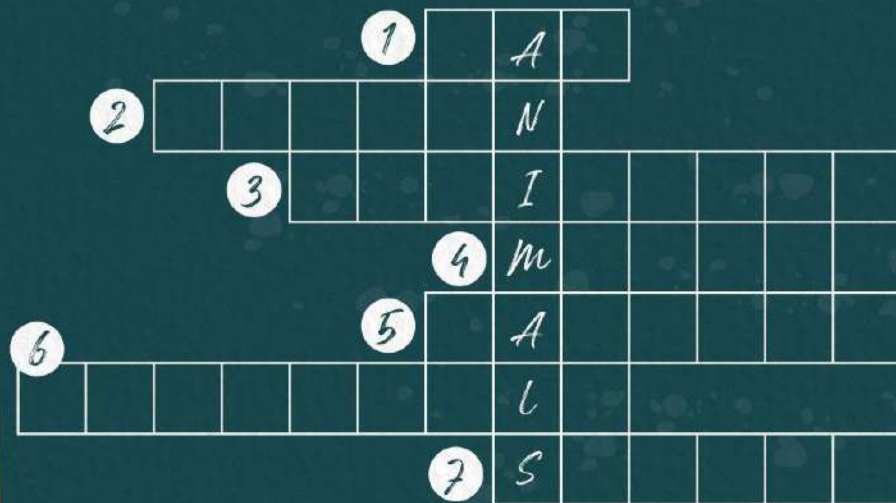
What's your favourite board game?



Animals

Activity 9

Read or listen to the clues and complete the puzzle.



CLUES

- 1) Pete is a _____
- 2) See you soon, _____
- 3) See you later, _____
- 4) One little _____ jumping on the bed.
- 5) It's an insect. It's small, red and black.
- 6) Bye-bye, _____
- 7) Let's play _____ and Ladders.

Kermess Festival





Referencias

- WhiteBoard Entertainment Studios. (10 de agosto de 2019). Pete the Cat: I Love My White Shoes (Archivo de video). Recuperado de https://www.youtube.com/watch?v=fj_z6zGQVyM&ab_channel=WhiteBoardEntertainmentStudios

Equipo

Autoría: Adriana del Valle Castro y Nora Lía Sapag

Acompañamiento disciplinar: Roberto Bossio

Didactización: Elisa Zabala

Corrección literaria: Eliana Oviedo Diego

Diseño: Eliana Rinaldi y Julieta Moreno

Ilustración: Facundo Fernández y Federico Duelli

Producción audiovisual: Mariana Schneider

Voces y actuaciones: Alejandro Saya, Gisela Possetto,
Roberto Bossio y Victoria Di Rienzo

Coordinación Entre Lenguas: María José Morchio

Coordinación Entre Lenguas - Rural: Pablo Carpintero

Coordinación Tu Escuela en Casa: Flavia Ferro y Fabián Iglesias

Citación

Castro, A. V.; Sapag, N. L. y equipos de producción del ISEP. (2022). Roadmap 1: Welcome to the English Class! *Tu Escuela en Casa*. Para el Ministerio de Educación de la Provincia de Córdoba.

*Este material está bajo una licencia Creative Commons **(CC BY-NC-SA 4.0)***



Los contenidos que se ponen a disposición en este material son creados y curados por el Instituto Superior de Estudios Pedagógicos (ISEP), con el aporte en la producción de los equipos técnicos de las diferentes Direcciones Generales del Ministerio de Educación de la provincia de Córdoba.