



EJE: NUESTRO MUNDO | OUR WORLD

# What's the Weather Like Today?



INGLÉS PARA EDUCACIÓN PRIMARIA / JORNADA EXTENDIDA / 4.º GRADO

Palabras clave: The weather and the temperature / Description /  
Reading / Writing / Speaking / Listening comprehension



## EJE: NUESTRO MUNDO | WORKSHEET | CUARTO GRADO

### What's the Weather Like Today?



### Welcome!































¿Cuál es su clima favorito? ¿Qué les gusta hacer cuando el día está lluvioso, nublado o soleado? En esta oportunidad, aprenderemos a describir el estado del tiempo con una entretenida canción y algunos juegos. ¿Listos para comenzar?


# ACTIVITY 1






## Look outside the window!




A. Use this code to write the weather words.





A	B	C	D	E	F	G	H	I
								
J	K	L	M	N	O	P	Q	R
								
S	T	U	V	W	X	Y	Z	
								
			,	.	!	?		
								




    






\_\_\_\_\_



\_\_\_\_\_



\_\_\_\_\_



Fuente: Diseño con recursos de [Flaticon](https://www.flaticon.com/)

**B.** Read and answer these questions.


- What's the weather like in the picture at the top of the page?
- What's the weather like today?
- What's your favourite type of weather?

**ACTIVITY 2** 

**Let's sing together!**



**A.** Watch the video and listen to the song.




CLIC **AQUÍ** PARA VER EL VIDEO

<https://bit.ly/3qMlzWM>


**B.** Listen again and number the parts of the song. Then, complete it with the following phrases:

rainbow coloured umbrellas - flowers - snowflakes  
all the leaves - hills and trees - butterflies  
frozen leaves - and my kite

<p>N°</p> <hr/>	<p>On a windy day I'm happy On a windy day I smile</p> <p>_____ shake and fly</p> <p>_____</p> <p>is flying high in the sky</p>	
-----------------	---	--


**N°**

On a snowy day I'm happy  
 On a snowy day I smile  
 \_\_\_\_\_ fall on my window  
 \_\_\_\_\_  
 shine like silver stars in a dream




**N°**

On a rainy day I'm happy  
 On a rainy day I smile  
 \_\_\_\_\_ look fresh and green  
 And I see  
 \_\_\_\_\_ in the streets



**N°**

On a sunny day I'm happy  
 On a sunny day I smile  
 \_\_\_\_\_ bloom in the sunlight  
 We play outside  
 and we go and look for \_\_\_\_\_



C. Now, draw the different scenes for each window.

D. Watch the video again, check your answers and sing along.

**ACTIVITY 3** 

**Rainy days are the best**



A. Complete the sentences about you.

- On a \_\_\_\_\_ day I'm happy.
- On a \_\_\_\_\_ day I smile.
- Because I \_\_\_\_\_  
and I \_\_\_\_\_.
- \_\_\_\_\_ days are the best!

**B.** Tell the class what weather makes you happy and why.

Here is an example:

*On a rainy day I'm happy because I watch movies with my brother.*

## ACTIVITY 4



## SCIENCE

### Weather forecast

**A.** Listen to the audio and match the country with the corresponding picture.



CLIC **AQUÍ** PARA ESCUCHAR EL AUDIO

<https://bit.ly/3qJ88bg>

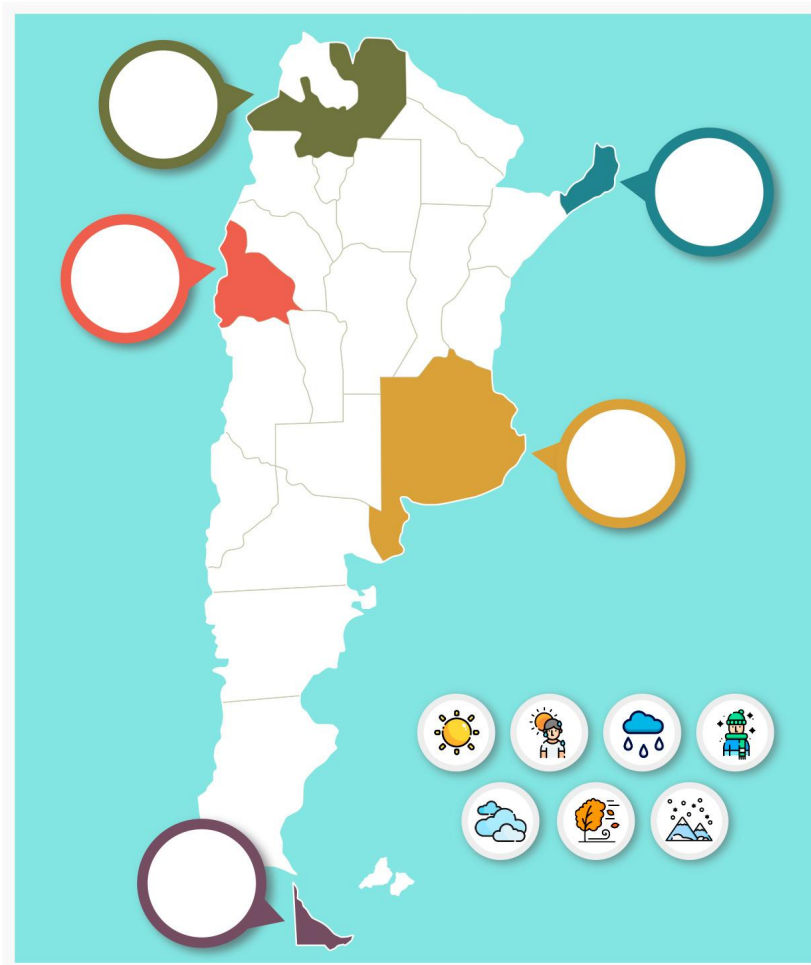


Fuente: Diseño con recursos de [Flaticon](#)

**B.** Work in groups to create weather reports of provinces of our country in different months of the year. Follow these instructions:

- 1.** Look at the map and find out what the weather is like in the different parts of the country during the different months.





Fuente: Diseño con recursos de [Flaticon](#)

2. Draw the corresponding weather pictures on the map.
3. Complete the weather report. Here you have a model you can use.

Weather report of \_\_\_\_\_  
(place)

in \_\_\_\_\_  
(month)

Thank you for tuning in to \_\_\_\_\_  
Weather Report. Today is \_\_\_\_\_.  
Let's start by checking the weather in \_\_\_\_\_ with  
\_\_\_\_\_.  
Hi \_\_\_\_\_, What's the weather like today?

Good morning \_\_\_\_\_, Well, It's very \_\_\_\_\_  
in \_\_\_\_\_.  
In \_\_\_\_\_, the weather is \_\_\_\_\_.  
In \_\_\_\_\_, the weather is \_\_\_\_\_.  
In \_\_\_\_\_, it is \_\_\_\_\_.  
And in \_\_\_\_\_, the weather is \_\_\_\_\_.  
Thank you for the weather report \_\_\_\_\_, we move on  
to ...

4. Prepare a poster of the weather report with your group. Don't forget to include the title, the map, and any other picture or information.
5. Practice saying or reading the weather report. You can record or film the presentation.
6. Share your work in the classroom.

---

See you soon!



### :: Referencias ::

Weather song for kids. (s/f). *Canciones en inglés para niños | Canción meteorológica* (Archivo de video). Recuperado de <https://www.youtube.com/watch?v=tfAB4BXSHOA>

### :: Equipo de trabajo ::

**Autoría:** Leticia Lo Curto

**Acompañamiento disciplinar:** Roberto Bossio

**Acompañamiento didáctico:** Melania Pereyra

**Didactización:** Elisa Zabala y Raquel Eguillor Arias

**Corrección literaria:** Eliana Oviedo Diego

**Diseño:** Eliana Rinaldi y Julieta Moreno

**Ilustración:** Facundo Fernández

**Producción audiovisual:** Mariana Schneider

**Coordinación Entre Lenguas:** María José Morchio

**Coordinación Entre Lenguas - Jornada Extendida:** Melania Pereyra

**Coordinación Tu Escuela en Casa:** Flavia Ferro y Fabián Iglesias

---

#### Citación

Lo Curto, L. y equipos de producción del ISEP. (2022). What's the Weather Like Today? 4.º grado. *Tu Escuela en Casa*. Para el Ministerio de Educación de la Provincia de Córdoba.

Este material está bajo una licencia Creative Commons (**CC BY-NC-SA 4.0**)





Los contenidos que se ponen a disposición en este material son creados y curados por el Instituto Superior de Estudios Pedagógicos (ISEP), con el aporte en la producción de los equipos técnicos de las diferentes Direcciones Generales del Ministerio de Educación de la provincia de Córdoba.

---

Ministerio de  
**EDUCACIÓN**

