

Roadmap 2: All About Me!



¡BIENVENIDOS OTRA VEZ!

En este nuevo recorrido, seguimos aprendiendo inglés. Nos ponemos en marcha para hacer nuevos amigos con quienes intercambiar información sobre nuestras mascotas y nuestras rutinas, preferencias, comidas favoritas y días especiales.

INGLÉS PARA EDUCACIÓN PRIMARIA RURAL / PLURIGRADO

Palabras clave:

Introducing ourselves / Days of the week / Ordinal / The seasons / Months of the year / The weather / The weather and the temperature / Games/ The pets / Likes and dislikes / School objects / Clothes / The alphabet / Important dates / Food / Meals of the day / Fruits / Vegetables / Shapes and sizes / Kitchen objects




Stop 1


I LOVE SELFIES

ORIENTACIONES DOCENTES CLIC [AQUÍ](#)


Meeting New Classmates

A cartoon illustration of a man with dark skin, curly black hair, and a goatee. He is wearing a white lab coat over a black and white striped t-shirt. He stands on a green hill under a blue sky with a yellow sun and white clouds.

Hello, children! I'm Mr. Ábalos.
Welcome to our school.

A cartoon illustration of a boy with light skin and blue eyes. He is wearing a blue baseball cap, a red and black checkered shirt, blue pants, and a blue backpack. He stands on a yellow path on a green hill under a blue sky with white clouds.

Hi! I'm Liam Jackson, but people call me Li.
I'm from Toronto in Ontario province. Now, I
live in Pueblo Escondido in Córdoba
province. I'm nine and I'm in 4th grade.

A cartoon illustration of a girl with dark skin and black hair. She is wearing an orange button-down shirt with a purple collar. She has freckles and is wearing small earrings. She stands on a yellow path on a green hill under a blue sky with white clouds.

Hi! My name's Emma Jackson. I'm
also from Toronto and I live in
Pueblo Escondido too. I'm eleven
years old and I'm in 6th grade.



CLIC PARA ESCUCHAR

Activity 1


This is me!

- ❖ Draw your portrait and introduce yourself to Emma and Liam.

Hello, I'm _____, people call me _____.


I'm _____ years old and I'm in _____ grade.

I'm from _____ and I live in _____.



Let's Sing the ABC!

- ❖ Watch the video and sing the ABC.



Hacer clic sobre la imagen para acceder al video
No disponible sin conexión

A B C D E F G
H I J K L M N O
P Q R S T U V
W X Y Z

Now I know the ABC
Next time won't you
sing with me

Spelling Our Names



CLIC PARA ESCUCHAR

Can you tell me your name again?

Emma Jackson

Can you spell that?

E - M - M - A
J - A - C - K - S - O - N



Activity 2

Let's play with the ABC

A

Make each letter of the ABC with cut-outs of cloth, colour paper or any other material you have.

B

Practice the alphabet by spelling your name.

- What's your name?
- Brian
- How do you spell it?
- B - R - I - A - N

Days of the Week

❁ Watch the video and sing along.



Hacer clic sobre la imagen para acceder al video
No disponible sin conexión

MONDAY
TUESDAY
WEDNESDAY
THURSDAY
FRIDAY
SATURDAY
SUNDAY

What day is today?

A

Complete the names of the days of the week.

M O N _ _ _

F R I _ _ _

T U E S _ _ _

S A T U R _ _ _

W E D N E S _ _ _

S U N _ _ _

T H U R S _ _ _

B

Complete your school timetable.

1. Write the days of the week.
2. Colour the day(s) of English lessons.
3. Complete the sentence.

My English lesson is on

_____.

Ordinal Numbers

❖ Listen to the rhyme and repeat it several times.



CLIC PARA ESCUCHAR

1st is the worst,
2nd is the best,
3rd is the one
with the golden chest!



Activity 4

Where are they?

❖ Listen to the teacher and answer.



1st

2nd

3rd

4th

5th

6th

The Four Seasons



Activity 5

What's your favourite season?

A

What colour is...?



autumn

winter

spring

summer

B

Put the seasons in order.

Begin with...

1st summer

2nd -----

3rd -----

4th -----

The Months of the Year

❖ Listen to the song and say the months.



Hacer clic sobre la imagen para acceder al video
No disponible sin conexión

JANUARY

FEBRUARY

MARCH

APRIL

MAY

JUNE

JULY

AUGUST

SEPTEMBER

OCTOBER

NOVEMBER

DECEMBER

Activity 6

What are your favourite months?

A Mark the month of...

- your birthday
- winter holidays
- teacher's day
- Christmas

JANUARY	FEBRUARY	MARCH	APRIL
S M T W T F S 1 2 3 4 5 6 7 8 9 10 11 12 13 14 15 16 17 18 19 20 21 22 23 24 25 26 27 28 29 30 31	S M T W T F S 1 2 3 4 5 6 7 8 9 10 11 12 13 14 15 16 17 18 19 20 21 22 23 24 25 26 27 28	S M T W T F S 1 2 3 4 5 6 7 8 9 10 11 12 13 14 15 16 17 18 19 20 21 22 23 24 25 26 27 28 29 30 31	S M T W T F S 1 2 3 4 5 6 7 8 9 10 11 12 13 14 15 16 17 18 19 20 21 22 23 24 25 26 27 28 29 30
MAY	JUNE	JULY	AUGUST
S M T W T F S 1 2 3 4 5 6 7 8 9 10 11 12 13 14 15 16 17 18 19 20 21 22 23 24 25 26 27 28 29 30 31	S M T W T F S 1 2 3 4 5 6 7 8 9 10 11 12 13 14 15 16 17 18 19 20 21 22 23 24 25 26 27 28 29 30	S M T W T F S 1 2 3 4 5 6 7 8 9 10 11 12 13 14 15 16 17 18 19 20 21 22 23 24 25 26 27 28 29 30 31	S M T W T F S 1 2 3 4 5 6 7 8 9 10 11 12 13 14 15 16 17 18 19 20 21 22 23 24 25 26 27 28 29 30 31
SEPTEMBER	OCTOBER	NOVEMBER	DECEMBER
S M T W T F S 1 2 3 4 5 6 7 8 9 10 11 12 13 14 15 16 17 18 19 20 21 22 23 24 25 26 27 28 29 30	S M T W T F S 1 2 3 4 5 6 7 8 9 10 11 12 13 14 15 16 17 18 19 20 21 22 23 24 25 26 27 28 29 30	S M T W T F S 1 2 3 4 5 6 7 8 9 10 11 12 13 14 15 16 17 18 19 20 21 22 23 24 25 26 27 28 29 30	S M T W T F S 1 2 3 4 5 6 7 8 9 10 11 12 13 14 15 16 17 18 19 20 21 22 23 24 25 26 27 28 29 30 31

B Find out and complete the chart.

	Argentina	Canada
When is summer in...?	From December 21st to March 20th	
When is autumn in...?		
When is winter in...?		
When is spring in...?		

English Corner: Let's Race!

- Make a toy car.
- Identify it with a colour, numbers and letters (for example, HOB152).
- Trace a track in the school yard.
- Draw a **Start** and a **Finish** line.
- Run the race.
- Place the cars in order of arrival.
- Make a podium for the winners.





CLIC PARA ESCUCHAR

Happy birthday,
dear Emma!

Stop 2

I LOVE PARTIES

ORIENTACIONES DOCENTES CLIC [AQUÍ](#)



It's Emma's Birthday

Hello, friends! Welcome to my birthday party! I turned twelve today and I love parties with a lot of food.



CLIC PARA ESCUCHAR



CLIC PARA ESCUCHAR

Activity 1

Today is my day

- ❖ Watch the video and sing the Happy Birthday song together!

- ❖ Draw a balloon with your name, age and birthday.



Hacer clic sobre la imagen para acceder al video
No disponible sin conexión



Activity 2

Let's party!

A

Draw your birthday cake!
What colour is your cake?
Count the candles.



B

1. Answer the questions:

- When's your birthday?
- What's your favourite snack?
- What's your favourite dessert?


2. Interview 2 classmates.

3. Organize the information in the chart:
birthday date, favourite snack and
favourite dessert.



	birthday	snack	dessert
you			
1st			
2nd			

It's Story Time!

Pete the Cat and the missing cupcakes



Hacer clic sobre la imagen para acceder al video
No disponible sin conexión



Activity 3

How many cupcakes are missing?



A

Where are the cupcakes?



How many cupcakes are there on the first shelf? Where is the red cupcake?

B


Let's play Fruit Salad!

On strips of paper, write:
4 names, 4 days, 4 months,
4 snacks, 4 desserts, 4 colours,
4 numbers, and 4 animals.

Put them in a bowl, mix
them all, choose one
and spell the word.



Making Super Sandwiches



Emma's Recipe

1. Take two slices of bread.
2. Spread butter on one slice.
3. Put two tomato slices on the bread.
4. Add one slice of cheese.
5. Add three pickles.
6. Add one leaf of lettuce over the pickles.
7. Add one slice of ham.
8. Spread butter on the other slice of bread.
9. Cut the sandwich in two.
10. Serve with potato chips and lemonade.




CLIC PARA ESCUCHAR

Activity 4

My favourite recipe!

A

Follow Emma's recipe and draw the ingredients to make a sandwich.



B

Draw each step of Emma's recipe on a different card. Then, mix all the cards together and play with your classmates.

Who puts the cards in the right order and finishes the sandwich first?



CLIC PARA ESCUCHAR

Having a Picnic!



Liam: It's spring time!

Emma: Let me see. What's the weather like?

Mr. Ábalos: It's sunny. Why do you ask, Emma?

Emma: Sir, let's have a picnic after class!

Liam: Yes! Please! We have super sandwiches and lemonade for everybody.

Children: [Yes!] [Please, Mr Ábalos] [Let's!]

Mr. Ábalos: Ok, ok! Bring your hats! Let's not get sunburnt!

What's the Weather Like?



It's sunny.



It's rainy.



It's cloudy.



It's windy.



It's hot.



It's warm.



It's cool.



It's freezing.

It's sunny. Don't get sunburnt!

Activity 5


The seasons and the weather

A Draw the hats.


It's freezing.
Bring your hat!




It's sunny.
Bring your hat!



It's rainy.
Bring your hat!



It's windy.
Bring your hat!



B What's the weather like in ...?

summer	cloudy	warm
autumn	rainy	hot
spring	sunny	cool
winter	windy	freezing

For example: In summer, it's cloudy and hot.

A

Time for jumping ropes!

- Make a coloured paper hat.
- Stand in line with the hat on.
- Start jumping ropes.
- Count the jumps until the hat falls down.
- Write the score on your hat.

B

Organize a scavenger hunt!


Think about...

- 8 clues (8 questions with their answers).
Some ideas:
What colour is Pete the Cat? Blue or black?
How old is Emma? 11 or 12?
- Think about 8 places where to hide the clues and hide them. Some ideas:
The English Corner, the yard, the garden, etc.

Celebrating Together

- Go out on a scavenger hunt.
- Hand in prizes for the winners.
- Have a party with your teacher and classmates.





It's 7:00 a.m. on a
Wednesday morning.
Liam is having breakfast
before school.

Stop 3

I LOVE FOOD!
ORIENTACIONES DOCENTES CLIC [AQUÍ](#)

Liam's Breakfast



CLIC PARA ESCUCHAR



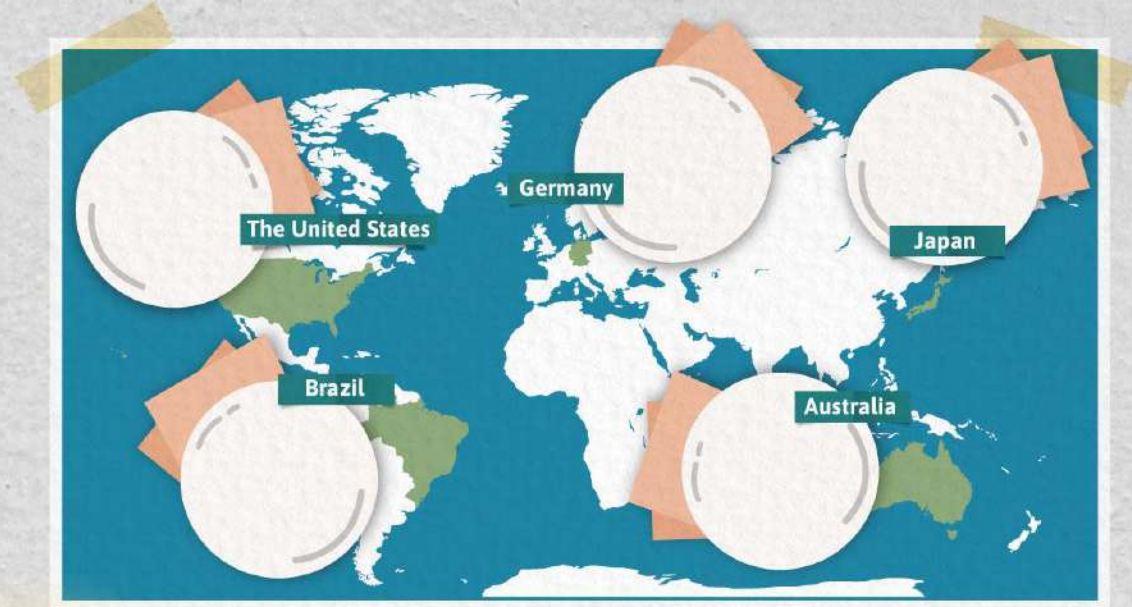
CLIC PARA ESCUCHAR



Activity 1

Eating breakfast

- ❖ Watch the video and find out what people eat for breakfast in...



Hacer clic sobre la imagen para acceder al video
No disponible sin conexión

Activity 2

Meals of the day

A

Create your Food Alphabet: Make cards with the letters of the alphabet. Draw different foods on the back of the cards.

A → apple

B → banana

M → milk



Fuente: Diseñado con recursos de [Freepik](https://www.freepik.com)

B

Complete the table and tell your classmates about your meals.

MEAL	TIME	FOOD
breakfast		<i>milk</i>
lunch	<i>at noon/midday</i>	
tea		
dinner	<i>in the evening</i>	

*I have breakfast in the morning.
I have milk for breakfast.*

Tea for Two

What do people have for breakfast in Canada?



We have tea.




CLIC PARA ESCUCHAR

Activity 3

Tea for me, *mate* for you

A

Let's have tea! Colour the elements.



Draw different foods you eat with these infusions.

CULTURAL NOTE



In Argentina, we have a traditional herbal infusion called *mate*. We usually drink it at any time of the day. We also drink tea, coffee and milk, but *mate* seems to be our favourite one! We just love it!

B

What do you have at tea time?
And your classmates?

Complete the chart:

You

Find out the meaning of “brunch”.
Write 5 types of food people may eat for brunch.

Delish Food!

❖ Watch the video and describe the fruits you like.



Hacer clic sobre la imagen para acceder al video
No disponible sin conexión



CLIC PARA ESCUCHAR

What is your favourite fruit, Emma?



I love kiwi.



Activity 4

It's snack time!

A

Let's play **"At the greengrocer's!"**

Draw one box with five fruits and paint them in different colours.

Play with your classmate. Take turns to guess the colour.

- *I have an apple.*
- *Is it red?*
- *No.*
- *Is it green?*
- *Yes!*



B

Complete the gaps. Then role-play the conversations.

I'm hungry. What time is it?

It's **snack** **time!**

Let's have a _____

I'm hungry. What time is it?

It's **break** **time!**

Let's have a _____

I'm hungry. What time is it?

It's **lunch** **time.**

Let's have a _____ **and a** _____



The Vegetable Song



Hacer clic sobre la imagen para acceder al video
No disponible sin conexión

- ✿ Watch the video and sing the chorus:

*We are the vegetables, we
hope you like our song.*

*Go eat your vegetables and
you will grow real strong.*

Activity 5

Our veggie patch

We grow pumpkins in autumn.



Let's Play With Veggies

Make two cardboard paper dice.

Draw veggies on the faces of the dice. For example: arugula, broccoli, cabbage, garlic, lettuce, or others you like or grow.

Play with your classmates: One tosses the dice; the other has to spell the name of the veggie and say the colours or something about it.





CLIC PARA ESCUCHAR

Stop 4

I LOVE PETS

ORIENTACIONES DOCENTES CLIC [AQUÍ](#)

It's 10:30 p.m. and the party's over. Emma is opening her presents before going to bed.



Emma's Presents



CLIC PARA ESCUCHAR

I have a comic book now.



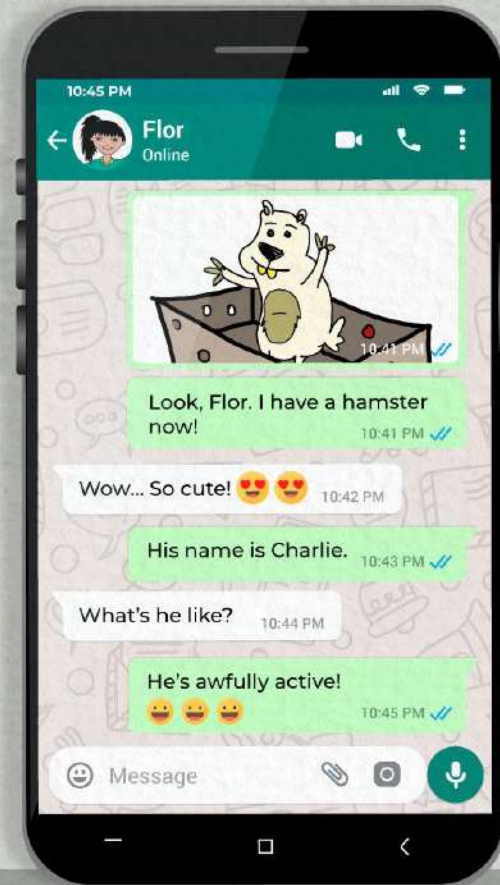
A Very Special Present



CLIC PARA ESCUCHAR



I Have a Pet!



Activity 1

Do you have a pet?



CLIC PARA ESCUCHAR

✦ Listen and draw.



“I have a shy pet. Her name is Juana. She is soft and grey. She’s small and has a short tail and long ears. What is it?”

This Is My Pet!




CLIC PARA ESCUCHAR

Today's World
Animal Day!
Let's welcome
our pets!

This is my horse, Cora.
She enjoys jumping.



This is my hamster,
Charlie! He loves running.



This is Lito, my
cute cat! He
likes sleeping.



Activity 2

All about my pet

A

Draw a portrait of your pet and introduce it to your classmates.

This is my pet

_____ (name).

He/She is a/an _____ (type).

He/She's _____ (size).

and _____ (colour).

He/She loves _____

_____ (activity)!

B

Make a poster of your pet.

ALL ABOUT MY PET

YOUR NAME: My name is _____
and this is my pet.

REMEMBER!

Use **HE** or **SHE** for your pet.

- He is Jack.

- She is Mimi.

He is my dog.

She is my
tortoise.

NAME This is _____

PET _____ is a/an _____

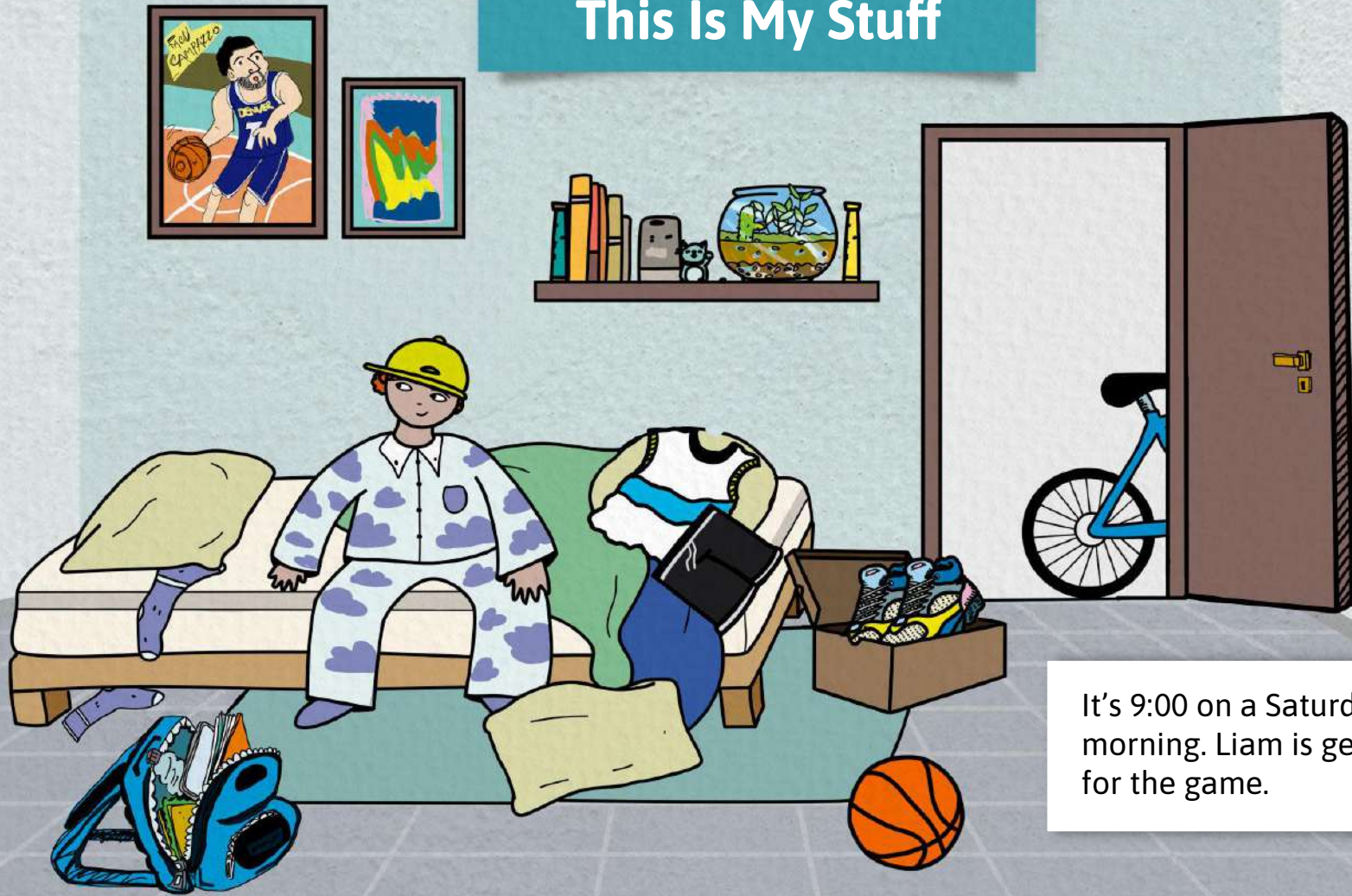
AGE _____ is _____ years old.

GENERAL DESCRIPTION _____ is _____

BODY _____ has _____ hair and _____ eyes.

LOVES... _____ loves _____

This Is My Stuff



CLIC PARA
ESCUCHAR

It's 9:00 on a Saturday morning. Liam is getting ready for the game.

Where's My Stuff?



Where's my
copybook, Emma?

It's in your
schoolbag, Liam.

Where are
my sandwiches?

They're in your
schoolbag, Liam.




CLIC PARA ESCUCHAR

Activity 3

Where's the board duster?

A Draw the objects in the right place.

- The board duster is under the desk.
- The purple pencil case is in the school bag.
- The cap is on the hatstand.
- The bike is behind the door.



CLIC PARA ESCUCHAR

B Guessing Game: Where's the.....?




Activity 4

What do you have in...?

A Listen and draw.

- I have a pencil case. It's square, green and brand new!
- I have a ball. It's round and orange.



B

Complete the grid.

NUMBER	OPINION	SIZE	SHAPE	COLOUR	OBJECT
a	-	big	round	orange	ball

Then practise asking these questions:

- What do you have in your bedroom?
I have _____.
- What is it like? / What are they like?
- It's _____ and _____ /
They're _____ and _____

Talk with a classmate.

Fashion Parade

- 1) Hang different paper clothes with a name tag on a clothesline.
- 2) Pick some clothes from the basket and dress up.
- 3) Register for the Fashion Parade.
- 4) Walk the catwalk and describe your clothes.



Stop 5

SEPTEMBER							2022
MONDAY	TUESDAY	WEDNESDAY	THURSDAY	FRIDAY	SATURDAY	SUNDAY	
			1	2	3	4	
5	6	7	8	9	10	11	
12	13	14	15	16	17	18	
19	20		22	23	24	25	
		28	29	30			
NOTES							



CLIC PARA ESCUCHAR

NOW I KNOW

ORIENTACIONES DOCENTES CLIC [AQUÍ](#)

Mr. Ábalos: Spring is coming! Let's have a Food Fair!

Emma: Let's sell the dishes!

Juanjo: Yes! Let's raise money for our Summer Camp!



Choosing a Date

❖ Listen and read the dialogue.

Mr. Ábalos: Spring is coming!
Let's have a Food Fair!

Emma: Yes! When?

Mr. Ábalos: What about on
Student's Day?

Emma: When is Student's Day?

Mr. Ábalos: On Spring Day. On
September 21st.

Emma: And what's the weather
like in September?

Mr. Ábalos: It's usually warm
and sunny.

Emma: Nice! A Food Fair in
September... What a good idea!



CLIC PARA ESCUCHAR

Writing the Invitations

Activity 1

A Complete the calendar.

SEPTEMBER							2022
MONDAY	TUESDAY	WEDNESDAY	THURSDAY	FRIDAY	SATURDAY	SUNDAY	
			1	2	3	4	
5	6	7	8	9	10	11	
12	13	14	15	16	17	18	
19	20	21	22	23	24	25	
26	27	28	29	30			

NOTES

• save the date

B Write an email inviting your family and neighbours.

11:33 AM

NEW MESSAGE

Cc Bcc

To:

Subject: **SAVE THE DATE!**

Dear Family and Neighbours,
You are cordially invited to our Spring Food Fair.
It's at _____ (time),
on _____
(day, month, date).
It will be held at _____
(place).
We hope to see you all.
PS: We need your help. Can you contribute with a dish for us to sell?

From:

Send | A | | | | | |

Other Special Days

Activity 2

A Match the special days with the weather.



B Complete the crossword using these clues:

- 1) We celebrate Christmas in the month of _____.
- 2) Halloween is in _____.
- 3) Father's Day is in _____.
- 4) We celebrate Teacher's Day in _____.
- 5) School begins in _____.
- 6) _____ is a windy month.

①				M			
②				O			
	③			N			
	④			T			
⑤				H			
⑥				S			

Choosing the Dishes

❖ Choose your favourite dish.

What ingredients do we need for meat turnovers?



Spring Food Fair

A Recipe for Lemonade



CLIC PARA ESCUCHAR

Activity 3

A Listen to this recipe and draw the ingredients.

B Read the recipe and write the instructions in the correct order.

Best Homemade Lemonade

Ingredients:

- 10 large lemons
- a cup of sugar
- 6 cups of water
- ice cubes
- lemon slices, ginger, and mint leaves for serving



Instructions:

- Add the water and stir.
- Strain the juice to remove the seeds.
- Serve with ice and lemon slices!
- Add the sugar, ginger and mint leaves.
- Cut the lemons in half and squeeze them.

FIND THE RECIPES
FOR YOUR
FAVOURITE
DISHS

Buying the Ingredients

Activity 4

A

B

Draw/Write the ingredients on the shopping list.

Shopping list :

• lemons

•

•

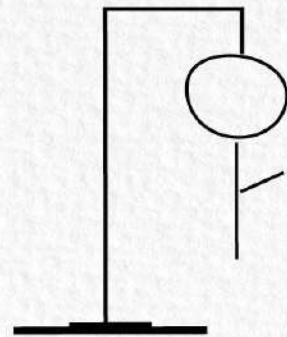
•

•

•

B



Play Hangman with the ingredients.



_ E _ _ N _

Doing the Shopping

Can I have a kilo apples,
please?

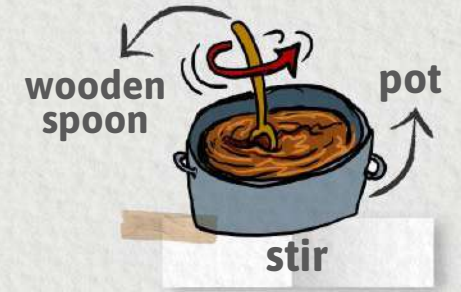


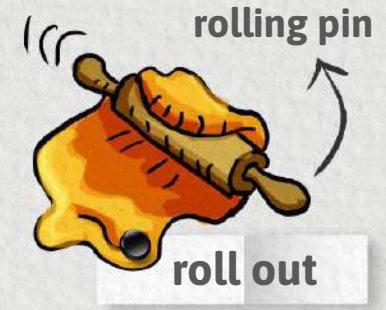
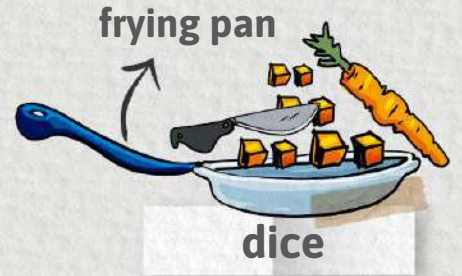


Getting Ready to Cook

Can you pass me the whisk, please?



ENGLISH Toolbox



Making Pizza

What do you need to make pizza?



The Ingredients

For the dough:

- 500 g flour
- small pinch of sugar
- 2 tbsp oil
- 300 ml warm water

For the sauce:

- 1 garlic clove
- 1 tbsp tomato purée
- 1 tsp dried oregano
- handful basil leaves
- small pinch of sugar and salt

For the toppings:

- ham
- bacon
- salami
- green peppers
- black olives
- mozzarella
- cherry tomatoes

How do you make pizza?

The Instructions

STEP 1) Mix a sticky dough.

STEP 2) Knead the dough.

STEP 3) Leave it to grow.

STEP 4) Make a tasty tomato sauce.

STEP 5) Roll out the dough.

STEP 6) Spread the tomato sauce on the dough.

STEP 7) Add your favourite toppings.

STEP 8) Bake it for 12 or 15 min.



SHARE YOUR
FAVOURITE
PIZZA
TOPPINGS.

Teaching Liam How to Cook

Liam: Hi, Granny! I need your help!

Granny: Oh, what is it, darling?

Liam: Can I have your apple pie recipe?

Granny: Of course! What for?

Liam: For the Spring Food Fair at school.

Granny: How nice!

Liam: What do I need to make the apple pie?

Granny: Well, you need some apples, brown sugar, 2 eggs, butter...

Liam: Slow down, Granny, please. I can't write!

Granny: Listen, I'll text the ingredients and recipe for you.

Liam: Awesome! Thanks a lot, Granny.

Granny: Anytime, darling.



CLIC PARA ESCUCHAR



Granny's Apple Pie Recipe

What do you need to make apple pie?

The Ingredients

For the filling:

- 1 kg apples
- 1/2 tsp cinnamon
- 140 g brown sugar
- 3 tbsp flour

For the pastry:

- a stick of butter, room temperature
- 50 g brown sugar
- 2 eggs
- 350 g flour
- whipped cream, to serve



How do you make apple pie?

The Instructions

- STEP 1)** Peel, core, and slice the apples.
- STEP 2)** Make the apple pie filling.
- STEP 3)** Prepare the oven.
- STEP 4)** Roll out the dough and line the bottom of the pie tray.
- STEP 5)** Place the apple slices on top of the bottom crust.
- STEP 6)** Roll out the top crust, place it over apples, and crimp the edges.
- STEP 7)** Cut vents.
- STEP 8)** Bake.



Welcome to Our Spring Food Fair



\$150

\$130

\$125

\$140

\$200

\$5


\$100

\$220

Come learn to cook
with me!



Referencias

- Dd Mae. (11 de septiembre de 2015). *Funny happy birthday song* (Archivo de video). Recuperado de https://www.youtube.com/watch?v=jgfu30N-zpY&ab_channel=DdMae
 - Easy ESL Games. (2 de junio de 2016). *ABC Song with Alphabet Sounds - Easy ESL Games* (Archivo de video). Recuperado de https://www.youtube.com/watch?v=8SfKfstRfPI&ab_channel=EasyESLGames
 - Honey Buzz. (22 de agosto de 2022). *Pete the Cat and the Missing Cupcakes | Fan's animated Book Edition | read aloud* (Archivo de video). Recuperado de https://www.youtube.com/watch?v=c7DaTBD78I8&ab_channel=HoneyBuzz
 - KidsTV123. (23 de agosto de 2009). *Months Of The Year Song* (Archivo de video). Recuperado de https://www.youtube.com/watch?v=5enDRrWyXaw&ab_channel=KidsTV123
 - KLT. (21 de marzo de 2015). *The Vegetable Song - KidsLearningTube* (Archivo de video). Recuperado de https://www.youtube.com/watch?v=Ds6tUxatnTs&ab_channel=KLT
 - Smile and Learn - English. (4 de julio de 2018). *Lets Learn About Fruits and their Color! - Colors for kids* (Archivo de video). Recuperado de https://www.youtube.com/watch?v=x4TqYS9r4k4&ab_channel=SmileandLearn-English
 - Smile and Learn - English. (29 de agosto de 2019). *Days of the week for kids - What are the days of the week? - Learn new words in English* (Archivo de video). Recuperado de https://www.youtube.com/watch?v=6IANEgOBXi0&ab_channel=SmileandLearn-English
- 

Equipo

Autoría: Nora Lía Sapag y Adriana del Valle Castro

Acompañamiento disciplinar: Roberto Bossio

Didactización: Elisa Zabala

Corrección literaria: Eliana Oviedo Diego

Diseño: Eliana Rinaldi

Ilustración: Facundo Fernández y Federico Duelli

Producción audiovisual: Mariana Schneider

Voces y actuaciones: Alejandro Saya, Gisela Possetto y Victoria Di Rienzo

Coordinación Entre Lenguas: María José Morchio

Coordinación Entre Lenguas - Rural: Pablo Carpintero

Coordinación Tu Escuela en Casa: Flavia Ferro y Fabián Iglesias

Citación

Sapag, N.; Castro, A. y equipos de producción del ISEP. (2022). Roadmap 2: All About Me. Plurigrado. Tu Escuela en Casa. Para el Ministerio de Educación de la Provincia de Córdoba.

*Este material está bajo una licencia Creative Commons **(CC BY-NC-SA 4.0)***



Los contenidos que se ponen a disposición en este material son creados y curados por el Instituto Superior de Estudios Pedagógicos (ISEP), con el aporte en la producción de los equipos técnicos de las diferentes Direcciones Generales del Ministerio de Educación de la provincia de Córdoba.