

**NUESTRO MUNDO | OUR WORLD**

**H** **a** **n** **d** **s** **o** **n**

**CUARTO GRADO**

**INGLÉS PARA EDUCACIÓN PRIMARIA / JORNADA EXTENDIDA**

Palabras clave: The seasons / Reading / Writing / Speaking /  
Listening / Art / Music



En esta oportunidad, vamos a participar en un proyecto para poner en práctica todo lo aprendido. Para ello, vamos a crear una obra de arte relacionada con las estaciones del año.

¿Están listos?

*Ready, set, go!*

# step 1

## Getting ready

We are going to enjoy the music and works of art of two important artists to get creative and make an **artistic production of the four seasons**.

### You will need:



- white paper,
  - coloured pencils or pens,
  - markers,
  - watercolours,
  - paintbrushes,
  - and anything else you want to make a super work of art!
-

**A.** Read about these two artists.



Antonio Vivaldi  
(1678 - 1741)

- Italian
- composer and violinist
- created operas and concertos
- his most famous work:  
*The Four Seasons.*



Wassily Kandinsky  
(1866 - 1944)

- Russian
- painter
- one of the creators of abstract painting
- his most famous work:  
*The Blue Rider.*

Fuente: [Wikipedia](#), [Store Norske Leksikon](#)

**Odd Fact**

**Did you know that Kandinsky had synesthesia?** Synesthesia occurs when you hear music, but you see shapes or colours. Or you hear a word and you see a color. Synesthesia occurs when you experience one of your senses through another. That is why Kandinsky could paint music!

# step 2

Ready, set, get creative!

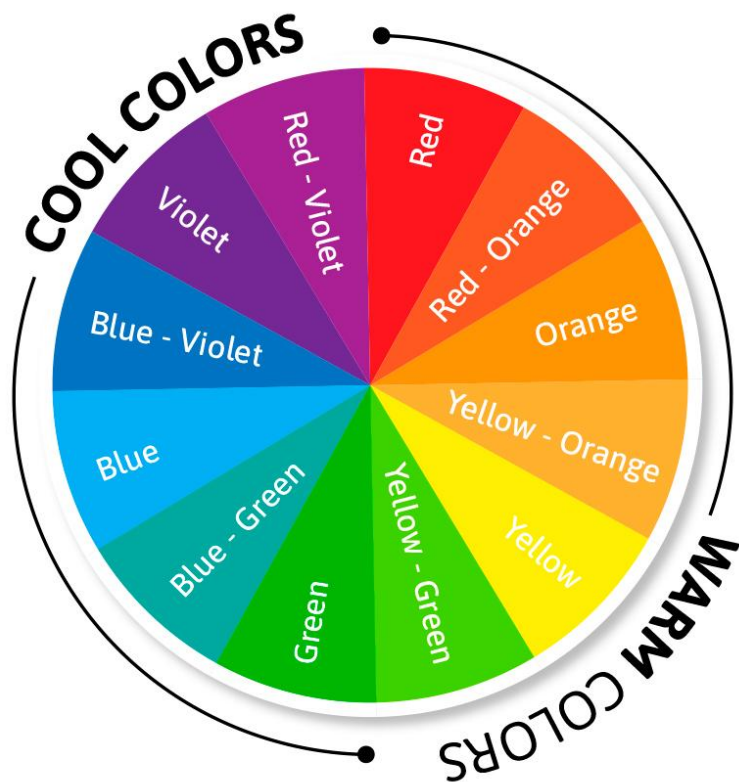
**A.** Let's prepare what we need to create our work of art!

**B.** Have a look at some of Kandinsky's works of art to get inspired and answer the questions.



Fuente: [Flickr](#)


1) What colours does he use?



2) What shapes does he prefer?




SQUARE



CIRCLE



TRIANGLE



OVAL




RECTANGLE



HEART

3) Are his works figurative or abstract?



Fuente: [Netivist](#)

C. Now, we are going to listen to a short version of Vivaldi's famous concerti *Four Seasons*.



CLIC **AQUÍ** PARA VER EL VIDEO

<https://bit.ly/3xP5WBV>

- Close your eyes and enjoy the music. Listen to your teacher and number the seasons as they appear in the concerti.

[   ] SUMMER   [   ] WINTER   [   ] SPRING   [   ] AUTUMN

- Listen again and try to:
  - identify sounds related to different **weather types** in the music.
  - visualize or feel different **colours** and **shapes** for each part of the concerti or season.
- Organize your ideas in the following chart:

SEASON	WEATHER	COLOURS	SHAPES

**D.** Time to paint and get creative! Use all the colours, shapes, feelings and sensations you experienced from the music to create a wonderful work of art!



## It 's Showtime!

**A.** Prepare the information about your work.

<i>(Photograph of your work of art)</i>	My work of art is called _____.
	My favourite season is _____.
	I used _____ (colours) and _____ (shapes).
	It is _____ (weather) in my picture!

**B.** It's time to share the artistic experience with other people in your school.

- Prepare an art show in your classroom with all your productions.
- Don't forget to sign your work.
- Talk about your works of art. You can use the sentences from exercise A as a model.

---

**See you soon!**





## :: Equipo de trabajo ::

**Autoría:** Leticia Lo Curto

**Acompañamiento disciplinar:** Roberto Bossio

**Acompañamiento didáctico:** Melania Pereyra

**Didactización:** Elisa Zabala

**Corrección literaria:** Eliana Oviedo Diego

**Diseño:** Eliana Rinaldi y Julieta Moreno

**Coordinación Entre Lenguas:** María José Morchio

**Coordinación Entre Lenguas - Jornada Extendida:** Melania Pereyra

**Coordinación Tu Escuela en Casa:** Flavia Ferro y Fabián Iglesias

---

### Citación

Lo Curto, L. y equipos de producción del ISEP. (2022). Hands On. 4.º grado. *Tu Escuela en Casa*. Para el Ministerio de Educación de la Provincia de Córdoba.

Este material está bajo una licencia Creative Commons (**CC BY-NC-SA 4.0**)



Los contenidos que se ponen a disposición en este material son creados y curados por el Instituto Superior de Estudios Pedagógicos (ISEP), con el aporte en la producción de los equipos técnicos de las diferentes Direcciones Generales del Ministerio de Educación de la provincia de Córdoba.

Ministerio de  
**EDUCACIÓN**

