




INGLÉS PARA EDUCACIÓN PRIMARIA / JORNADA EXTENDIDA / 5.º GRADO

EJE: VÍNCULOS | BONDING  
**Describing Animals**

**WELCOME!**

Las mascotas son parte importante de nuestros afectos, porque nos enseñan a ser responsables, atentos y cariñosos. En esta oportunidad, vamos a aprender a describir diferentes animales y a esos seres que se ganaron un lugar en nuestras familias.



Palabras clave: Reading / Listening / Writing / Speaking /  
Likes and dislikes / Pets / Animals



## Describing Animals

I Love



# ACTIVITY 1




## Talking About Different Animals

### A.1


Write the words under the correct picture.




- Fish
- Parrots
- Tortoise
- Lizard
- Rabbit
- Canary
- Cats
- Kitten
- Guinea Pig
- Spiders
- Horses
- Puppy
- Dogs



1 Look at this fish!  
It swims really fast!



2 \_\_\_\_\_  
are usually green, and talk a lot!



3 This \_\_\_\_\_  
is very slow!



4 The \_\_\_\_\_  
lives in hot places.



5 This \_\_\_\_\_  
is so cute!



6 My grandmother has a yellow \_\_\_\_\_




7 \_\_\_\_\_  
love eating tuna and drinking milk.



8 This \_\_\_\_\_  
is so small and soft!



9 \_\_\_\_\_  
are very small and funny animals.




10 The \_\_\_\_\_  
weaves its webs.

### A.2

Listen and check.



CLIC **AQUÍ** PARA ESCUCHAR EL AUDIO  
<https://bit.ly/3Z0OSaS>



11 \_\_\_\_\_  
are huge animals and they usually live in farms.



12 Do you like \_\_\_\_\_?



13 \_\_\_\_\_  
are very diverse: they can be small, big, tall, short and of many colors!

Fuente: Pexels; Wikipedia; Pexels; Pexels; Pexels; Pexels; Pexels; Wikimedia; Pexels; Pexels; Pexels; Pexels; Pexels;

**B.1.** Read the dialogue and answer the question: What is the favorite animal of each person?



**Franco:** - Do you like kittens?

**Georgina:** - Yes, I love kittens. What about you?

**Franco:** - Not really. I love parrots.

**Andrea:** - I love all animals. My favorite pets are fish.

**Georgina:** - They are so cool!

Franco:

Georgina:

Andrea:

**B.2.** Listen to the audio and practice the conversation.



CLIC **AQUÍ** PARA ESCUCHAR EL AUDIO

<https://bit.ly/4esZnbm>

**C.** Practice the dialogue with the animals in the Picture Dictionary.



**-Do you like...?**

**-Yes, I love.../No, I don't. What about you?**

**-My favorite is...**

## ACTIVITY 2



## Meeting Valentín and Lua's Pets

**A.** Watch the video and answer the questions:



- What animal is their pet?
- Is it a male or a female animal?
- What color is it?



CLIC **AQUÍ** PARA VER EL VIDEO

<https://bit.ly/3hHi0Nr>

Para descargar y ver sin conexión hacer  
CLIC **AQUÍ**



## UNDER THE LENS

¿Recuerdan los adjetivos que vimos para describir animales?

Por ejemplo:

*Rabbits are usually white or black. They are small and have a pink nose and brown eyes.*

Acá, les dejamos algunas palabras más para recordar y practicar, y unas filas extra, por si quieren agregar más palabras:

big	black	yellow
small	brown	grey
fat	white	slow
thin	orange	fast
tail	pink	ears

Cuando describimos objetos, animales o personas, utilizamos **adjetivos**. En inglés, los adjetivos se ubican antes del sustantivo, por ejemplo:

**beautiful brown eyes**

ADJETIVO

+ SUSTANTIVO

**sharp long red tail**

ADJETIVO

+ SUSTANTIVO

Recordemos que, para expresar que algo o alguien tiene esas cualidades, usamos el verbo “tener” o *to have*. Entonces, podemos decir que tenemos un animal y que ese animal tiene ciertas cualidades, por ejemplo:

HAVE / HAS

***I have a small blue bird***

***My bird has small eyes and a big colorful tail***

**B.** Watch the video again and complete the chart.



**Animal:** **dog**

**Hair:**

**Eyes:**



**Nose:**

**Favorite activity:**

## ACTIVITY 3



## Describing Different Animals

A. Choose two animals from the Picture Dictionary or draw any animal you like and complete the forms with their characteristics.  

	<b>Animal:</b>
	<b>Hair:</b>
	<b>Eyes:</b>
	<b>Size:</b>
	<b>Characteristics</b> (slow, fast, funny, tail, peak, etc)
	<b>Lives in.../Eats...</b>

	<b>Animal:</b>
	<b>Hair:</b>
	<b>Eyes:</b>
	<b>Size:</b>
	<b>Characteristics</b> (slow, fast, funny, tail, peak, etc)
	<b>Lives in.../Eats...</b>

B. Choose one of the forms. Now write sentences talking about the animal. For example: 

*It is a guinea pig. It has brown hair, dark eyes and a small nose.*

*Guinea pigs love fruits and vegetables.*

## ACTIVITY 4



## Playing With Animals

A. In pairs, ask and answer 4 questions about the animals from Activity 3 and guess!



- **Does it have a tail?** Yes, it does
- **Does it have a peak?** No, it doesn't
- **Is it white?** Yes, it is
- **Does it live in houses?** Yes, it does
- **Is it a kitten?** No, it isn't!
- **Is it fast or slow?** It is fast
- **Is it yellow?** Yes, it is
- **Is it big or small?** It is small
- **Does it eat meat?** No, it doesn't
- **Is it a canary?** Yes, it is!

B. Play Picture Dictionary!

	GUINEA PIG	SPIDER	HORSE
	DOG		
		TORTOISE	LIZARD
		CAT	KITTEN
			PUPPY





## Extra practice

### A. Watch the video "Show and Tell" and answer:



CLIC **AQUÍ** PARA VER EL VIDEO  
<https://bit.ly/3UIJEOj>

1. What is the name of the white dog?
2. What color is the hamster?
3. Where does the fish live?
4. What's the name of the hamster?
5. What color is the fish?
6. Is the hamster big?
7. Is the dog small?
8. Does the second dog have a short tail?

### B. Watch the video again and match the information with the correct Pet (some words go with more than one pet):

Mandarina ❖ Orange ❖ Lives in the water ❖ Mela ❖ Swims ❖ Fast ❖ Small ❖ Zenon  
❖ Hamster ❖ White ❖ Grey ❖ Small ❖ Big ❖ White ❖ Tail ❖ Black nose ❖ Small  
❖ nose ❖ Black ❖ Big ears ❖ Brown hair ❖ Max





**C. Choose one of the pets and write a text about it:**

This pet is a \_\_\_\_\_

\_\_\_\_\_

It is a \_\_\_\_\_

\_\_\_\_\_

\_\_\_\_\_

It is \_\_\_\_\_

\_\_\_\_\_

\_\_\_\_\_

\_\_\_\_\_

**See you soon!**



## :: Sobre la producción de este material ::

Esta propuesta se construyó a partir de la *worksheet* "We Love Animals!", para 5.º grado, producida por Gómez Llanes, E. y los equipos de producción del ISEP (2021), para el Ministerio de Educación de la Provincia de Córdoba, disponible en [https://drive.google.com/file/d/158ZVQEO62h39zU868Ekx5ZT-2aL4j7Jh/view?usp=drive\\_link](https://drive.google.com/file/d/158ZVQEO62h39zU868Ekx5ZT-2aL4j7Jh/view?usp=drive_link)

Los materiales de *Entre Lenguas* y *Hacemos Escuela* se producen de manera colaborativa e interdisciplinaria entre los distintos equipos de trabajo.

**Autoría:** Melania Pereyra

**Acompañamiento disciplinar:** María José Morchio

### **Equipo de producciones de materiales hipermediales y audiovisuales:**

**Didactización:** Lucrecia Stival

**Corrección literaria:** Luciana Frontoni

**Diseño:** Eliana Rinaldi

**Ilustración:** Federico Duelli

**Coordinación de producción:** María Florencia Scidá

**Coordinación general:** Paula Fernández, Luciana Dadone, Ana Gauna

**Coordinación *Entre Lenguas* - Inglés para Jornada Extendida:** Melania Pereyra

**Coordinación *Hacemos Escuela*:** Fabián Iglesias

---

### **Cómo citar este material**

Pereyra, M., y equipos de producción del ISEP. (2024). Describing Animals. 5.º grado. *Entre Lenguas - Hacemos Escuela*. Para el Ministerio de Educación de la Provincia de Córdoba.

Este material está bajo una licencia Creative Commons ([CC BY-NC 4.0](https://creativecommons.org/licenses/by-nc/4.0/))

