




EJE: EJE: CONTEXTOS Y LEGADOS | CONTEXTS AND LEGACIES | 6.º GRADO

# Hands ON

**WELCOME!**

En esta oportunidad, vamos a participar en un proyecto grupal para poner en práctica todo lo aprendido. Para ello, les proponemos armar un folleto de viaje con destinos que les gustaría visitar. ¿Están listos?

*Ready, set, go!*



INGLÉS PARA EDUCACIÓN PRIMARIA / JORNADA EXTENDIDA

Palabras clave: holidays / description / reading /  
listening comprehension / speaking / writing



# Step 1

## GETTING READY

### ★ Making a Travel Brochure

We are going to create a **Travel Brochure** with information about famous natural and cultural landmarks around the world.

#### You will need:



- \* A4 paper (coloured pieces of paper look good),
- \* glue,
- \* scissors,
- \* maps, photographs, clippings from magazines etc.

A. Read this travel brochure. Circle the adjectives and underline typical phrases to describe places.



Fuente de las imágenes: Wikimedia; Wikimedia, Pexels.


### WELCOME TO COLOMBIA!



THE CAPITAL OF COLOMBIA IS BOGOTÁ.  
IT'S A BEAUTIFUL CITY IN SOUTH AMERICA.



A famous natural wonder in Colombia is San Andrés Island, located in the north of the country in the Caribbean Sea. Here, the beaches are really impressive and the sea is blue!

There are many activities you can do here. You can swim in the attractive ocean, walk by the sea or surf!



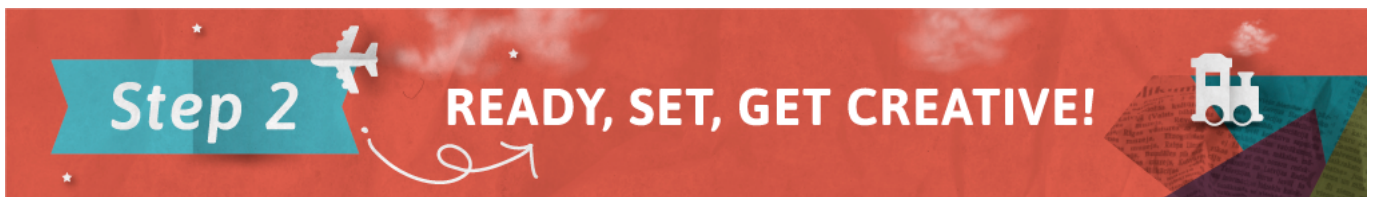
A famous monument in the capital city of this country is the National Museum of Colombia. It was built in 1823 and it's very important for the history of Colombia. You can see a lot of works of art and objects from different national historical periods.



**B.** Search for information about a country you would love to visit. It can be anywhere in the world.  

**Remember to include:**

- **Continent**
- **Capital city**
- **1 famous natural wonder**
  - name,
  - relevant information (geographic information) like: south/north or near,
  - adjectives to describe places: wonderful, amazing, attractive, etc.,
  - activities you can do there: swim, walk, surf, etc.
- **1 famous cultural / historical site**
  - name,
  - architect / builder,
  - year of construction,
  - significance.



**A.** Write a description of the country you chose using the brochure about Colombia as a model and the information you found. Do not forget to include natural and historical places to visit!



**B.** Pick the type of brochure you want to create (A3 size, flyer style, etc.).

**C.** Hands on! Now that you have all the information you need, it's time to create your travel brochure. Remember to include:

- titles and subtitles: *"Welcome to..."*, *"Places to visit"*, *"Attractions"*, etc.,
- the description,
- a picture or drawing.

## Step 3

IT'S SHOWTIME!

★ Show and share your poster and flyers. Invite other teachers and students to come and visit your country's spot in a Festival of Nations!



Fuente: Flickr

See you soon!

ORIENTACIONES DOCENTES

CLIC AQUÍ



## :: Sobre la producción de este material ::

Los materiales de *Entre Lenguas* y *Hacemos Escuela* se producen de manera colaborativa e interdisciplinaria entre los distintos equipos de trabajo.

**Autoría:** Gisella Possetto

**Revisión 2025:** Melania Pereyra

### **Equipo de producciones de materiales hipermediales y audiovisuales:**

**Acompañamiento disciplinar:** Roberto Bossio

**Didactización:** Elisa Zabala y Lucrecia Stival

**Corrección literaria:** Eliana Oviedo Diego y Luciana Frontoni

**Diseño:** Eliana Rinaldi

**Ilustración:** Facundo Fernández

**Coordinación de producción:** María Florencia Scidá

**Coordinación general:** Paula Fernández, Luciana Dadone, Ana Gauna

**Coordinación *Entre Lenguas* - Inglés para Jornada Extendida:** Melania Pereyra

**Coordinación *Hacemos Escuela*:** Fabián Iglesias

---

### **Cómo citar este material**

Possetto, G. y equipos de producción del ISEP. (2021 [2025]). Hands On. 6.º grado. *Entre Lenguas - Hacemos Escuela*. Para el Ministerio de Educación de la Provincia de Córdoba.

Este material está bajo una licencia Creative Commons ([CC BY-NC 4.0](https://creativecommons.org/licenses/by-nc/4.0/))



Los contenidos que se ponen a disposición en este material son creados y curados por el Instituto Superior de Estudios Pedagógicos (ISEP) del Ministerio de Educación de la provincia de Córdoba.

